



# अमृत महा आवास अभियान २०२२-२३

## दैनिक प्रगती अहवाल : २४.०३.२०२३

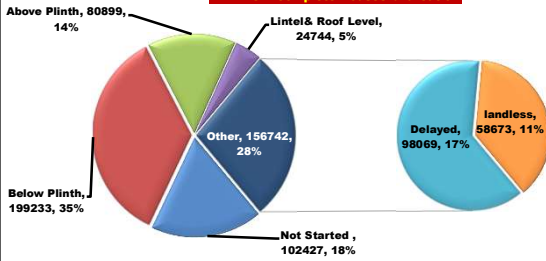
प्रधानमंत्री आवास योजना ग्रामीण – मंजूरी, पूर्ण घरकुले, हप्ते वितरण  
राज्य पुरस्कृत ग्रामीण आवास योजना – मंजूरी, पूर्ण घरकुले, हप्ते वितरण

योजना	एकूण मंजूरी	दैनिक मंजूरी	एकूण पूर्ण	दैनिक पूर्ण घरकुले	दैनिक पहिला हप्ता वितरित	दैनिक दुसरा हप्ता वितरित	दैनिक तिसरा हप्ता वितरित
प्रधानमंत्री आवास योजना ग्रामीण	१४१२९८२	७५	१००६१२०	१२४२	०	०	०
राज्य योजना	५४३३१५	४३२	३९४०४५	४२४	३९५	२६२	२१८
एकूण	१९५६२९७	५०७	१४००१६५	१६६६	३९५	२६२	२१८

PMAY-G Completion Progress Bar

71.2%

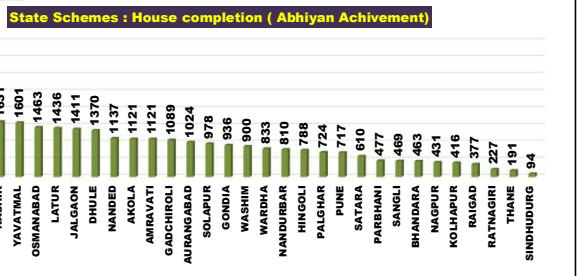
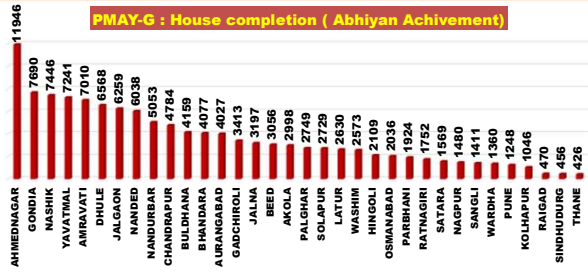
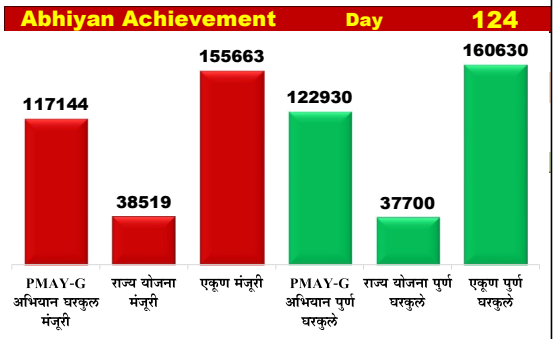
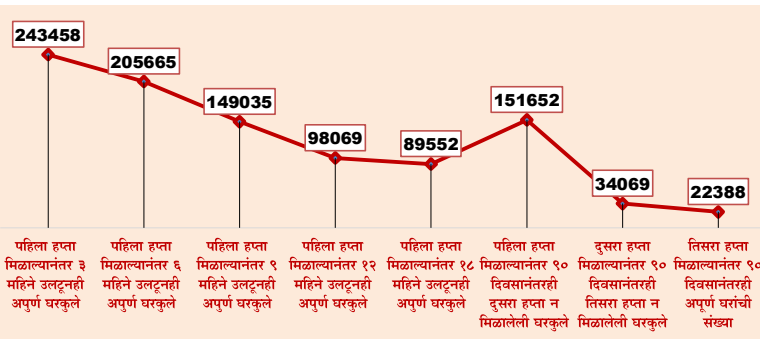
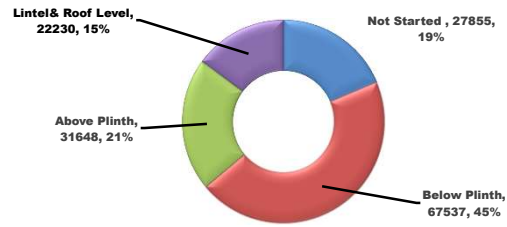
PMAY-G Incomplete Houses bifurcation



State Schemes Progress Bar

72.5%

State Schemes: Incomplete Houses bifurcation

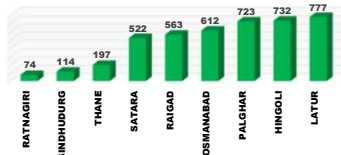


राज्य व्यवस्थापन कक्ष- ग्रामीण गृहनिर्माण

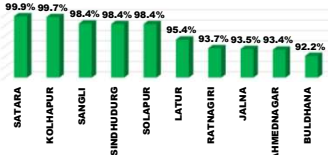
४ था मजला, दक्षिण कक्ष, सिडको भवन, सीबीडी बेलापूर, नवी मुंबई - ४०० ६१४.

# Top and Bottom Ten Districts

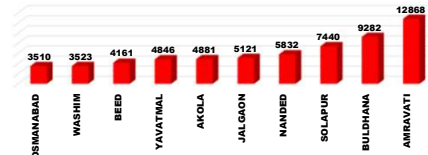
PMAY-G Delayed Houses TOP 10 Dist.



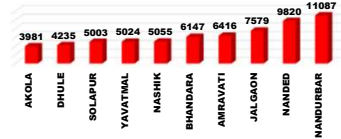
State Schemes Sanction TOP 10 Dist.



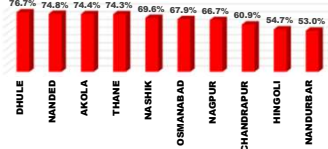
PMAY-G Remaining 1st Installments Bottom 10 Dist.



PMAY-G Delayed Houses Bottom 10 Dist.



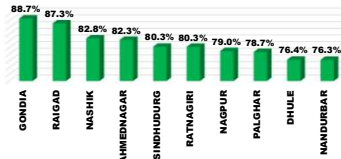
State Schemes Sanction Bottom 10 Dist.



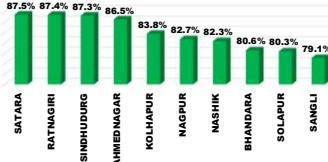
PMAY-G Remaining 2nd Installments Bottom 10 Dist.



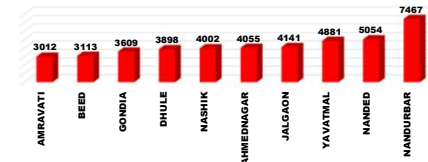
PMAY-G Completion TOP 10 Dist.



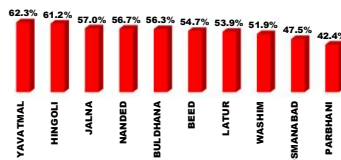
State Schemes Completion TOP 10 Dist.



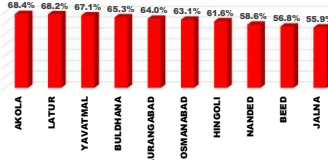
PMAY-G Remaining 3rd Installments Bottom 10 Dist.



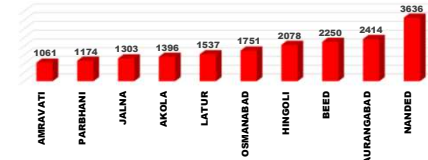
PMAY-G Completion Bottom 10 Dist.



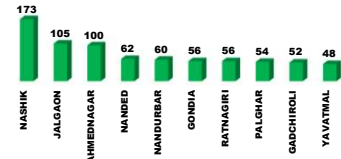
State Schemes Completion Bottom 10 Dist.



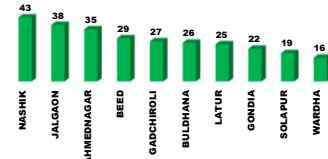
State Schemes Remaining 1st Installments Bottom 10 Dist.



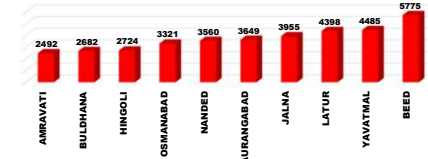
PMAY-G Daily Completion Top 10 Dist.



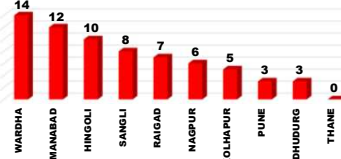
State Schemes Daily Completion Top 10 Dist.



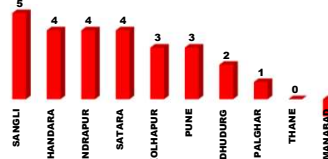
State Schemes Remaining 2nd Installments Bottom 10 Dist.



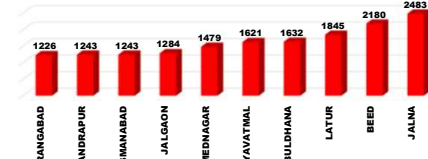
PMAY-G Daily Completion Bottom 10 Dist.



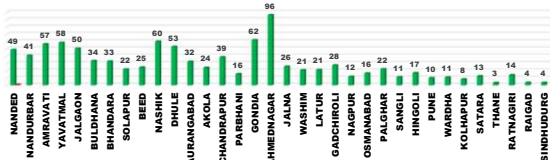
State Schemes Daily Completion Bottom 10 Dist.



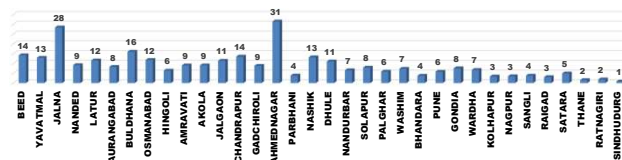
State Schemes Remaining 3rd Installments Bottom 10 Dist.



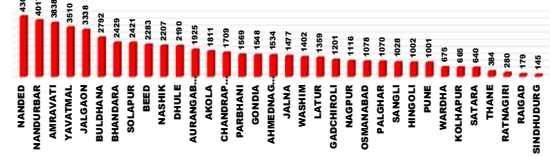
PMAY-G : Current Pace of Completion Per Day (Abhiyan)



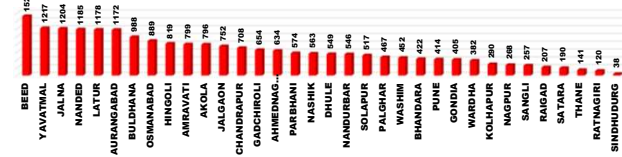
State Schemes : Current Pace of Completion Per Day (Abhiyan)



PMAY-G Required Pace of Completion Per Day



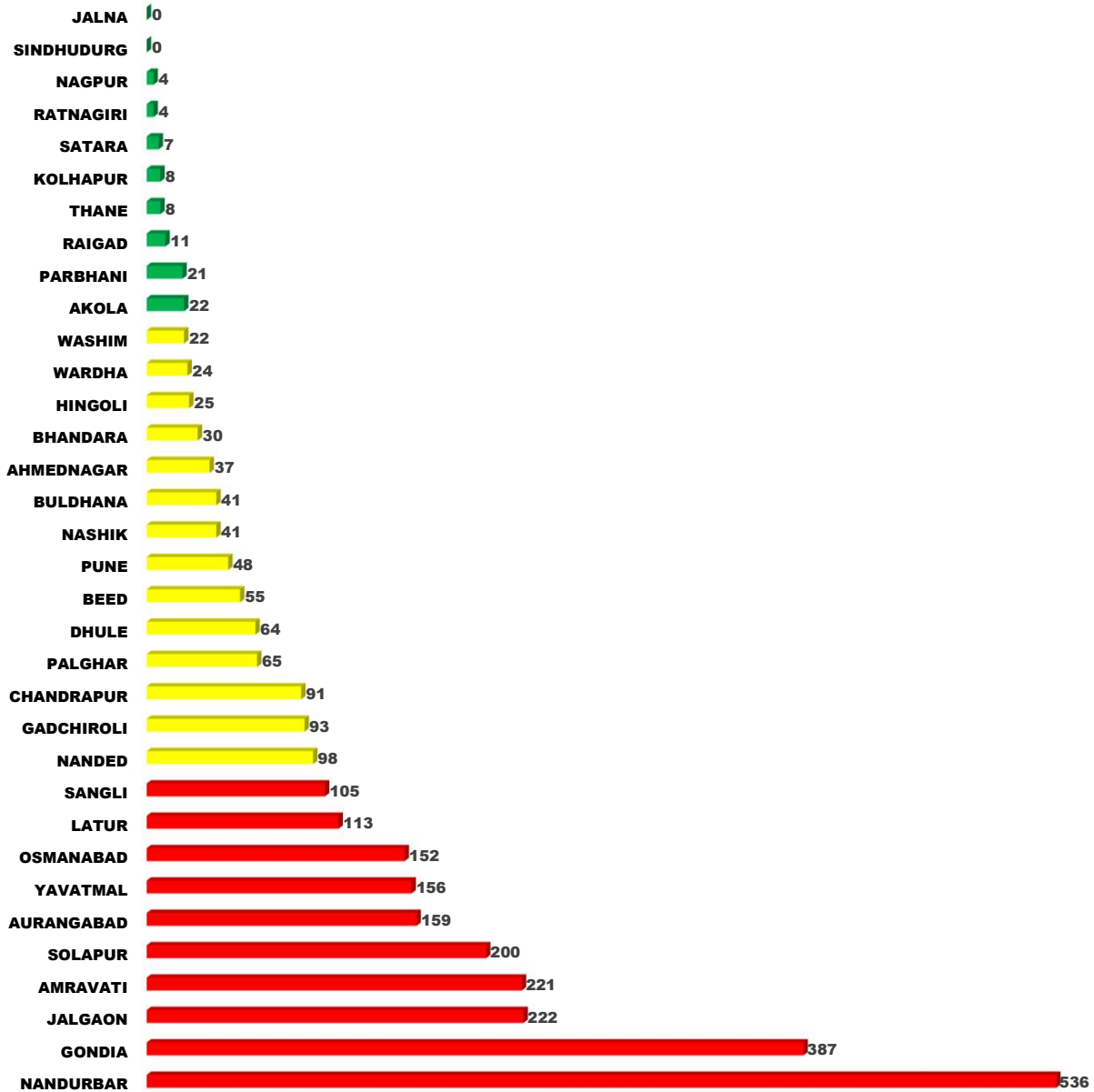
State Schemes Required Pace of Completion Per Day



प्रधानमंत्री आवास योजना ग्रामीण - मंजूरी (PWL+Awaas Plus)

Sr. No.	Division	Target (PWL+Awaas Plus)	23.03.2023	24.03.2023	Daily_Achievement	Remaining
1	NAGPUR DIV.	292306	291659	291677	35	629
2	NASHIK DIV.	414691	413783	413791	18	900
3	AURANGABAD DIV.	238162	237527	237539	14	623
4	AMRAVATI DIV.	275070	274602	274608	6	462
5	KONKAN DIV.	69747	69663	69659	1	88
6	PUNE DIV.	126076	125826	125708	1	368
	<b>Total</b>	<b>1416052</b>	<b>1413060</b>	<b>1412982</b>	<b>75</b>	<b>3070</b>

PMAY-G Remaining Sanction

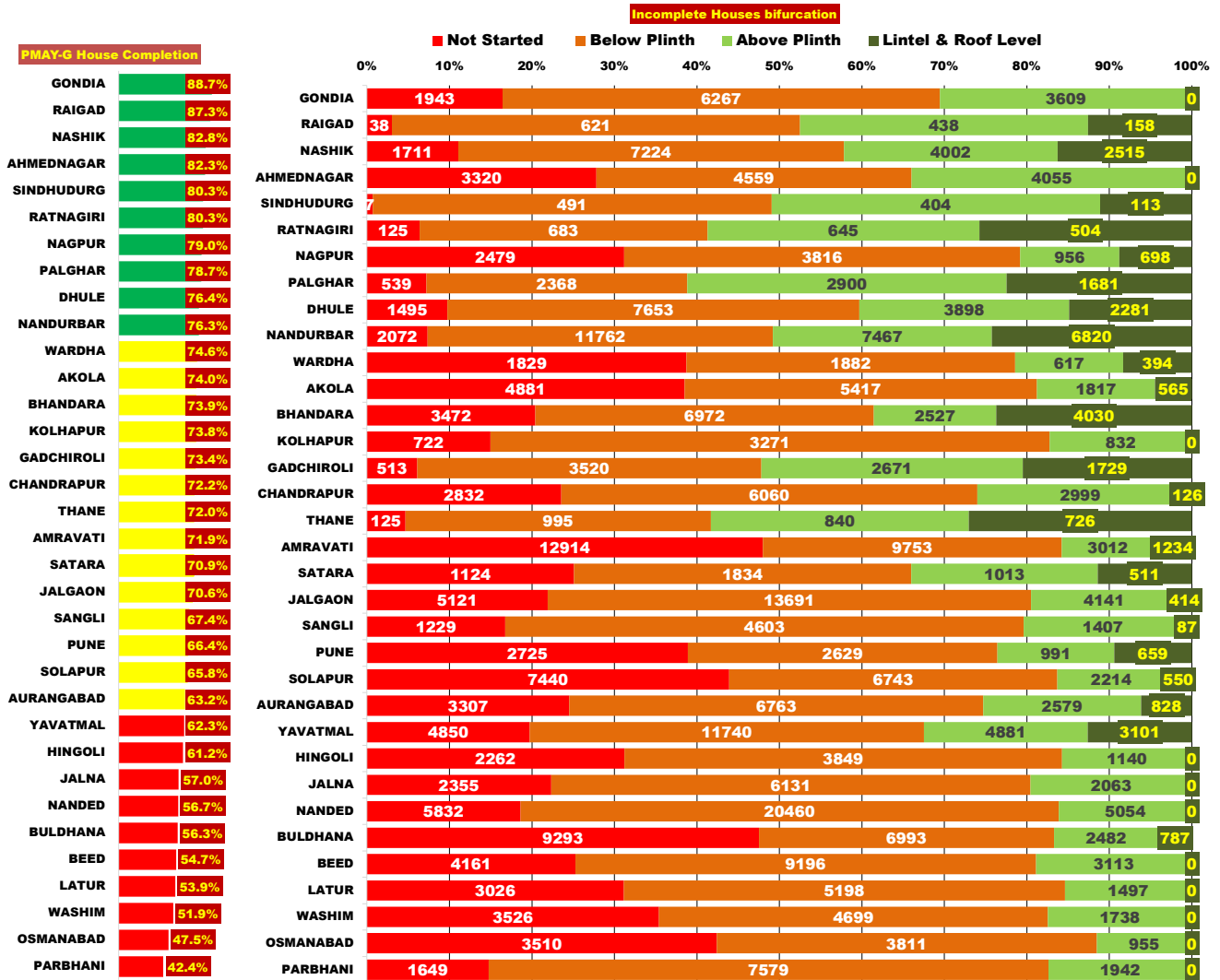


प्रधानमंत्री आवास योजना ग्रामीण - मंजूरी (PWL+Awaas Plus)

Sr. No.	District	Target (PWL+Awaas Plus)	23.03.2023	24.03.2023	Daily_Achievement	Remaining
1	GADCHIROLI	31681	31573	31588	15	93
2	CHANDRAPUR	43180	43076	43089	13	91
3	NANDURBAR	119440	118894	118904	10	536
4	LATUR	20729	20608	20616	8	113
5	WARDHA	18645	18614	18621	7	24
6	AHMEDNAGAR	60801	60759	60764	5	37
7	WASHIM	20412	20385	20390	5	22
8	BEED	35319	35261	35264	3	55
9	PARBHANI	19103	19079	19082	3	21
10	DHULE	64954	64888	64890	2	64
11	BULDHANA	44765	44723	44724	1	41
12	NASHIK	89730	89688	89689	1	41
13	SATARA	15433	15425	15426	1	7
14	SINDHUDURG	5148	5147	5148	1	0
15	AKOLA	48797	48775	48775	0	22
16	AMRAVATI	95723	95502	95502	0	221
17	AURANGABAD	36795	36636	36636	0	159
18	HINGOLI	18108	18083	18083	0	25
19	JALNA	24044	24044	24044	0	0
20	KOLHAPUR	17773	17765	17765	0	8
21	NAGPUR	37191	37187	37187	0	4
22	NANDED	69548	69450	69450	0	98
23	PALGHAR	35233	35168	35168	0	65
24	RATNAGIRI	9917	9913	9913	0	4
25	SANGLI	22176	22071	22071	0	105
26	THANE	9606	9598	9598	0	8
27	YAVATMAL	65373	65217	65217	0	156
28	BHANDARA	65120	65091	65090	-1	30
29	OSMANABAD	14516	14366	14364	-2	152
30	RAIGAD	9843	9837	9832	-5	11
31	JALGAON	79766	79554	79544	-10	222
32	GONDIA	96489	96118	96102	-16	387
33	SOLAPUR	49784	49604	49584	-20	200
34	PUNE	20910	20961	20862	-99	48
<b>Total</b>		<b>1416052</b>	<b>1413060</b>	<b>1412982</b>	<b>75</b>	<b>3070</b>

## प्रधानमंत्री आवास योजना ग्रामीण - पूर्ण घरकूले

Sr. No.	Division	Sanction	23.03.2023	24.03.2023	Daily Achievement	Remaining	Avg. Completed Per Day From 20.11.22 to Today	To be Completed in Per Day till 31.03.23
1	NASHIK DIV.	413791	320311	320786	475	93005	301	13286
2	AURANGABAD DIV.	237539	132350	132578	228	104961	202	14994
3	AMRAVATI DIV.	274608	180960	181138	178	93470	193	13353
4	NAGPUR DIV.	291677	230755	230932	177	60745	184	8678
5	KONKAN DIV.	69659	55141	55261	120	14398	47	2057
6	PUNE DIV.	125708	85361	85425	64	40283	65	5755
<b>Total</b>		<b>1412982</b>	<b>1004878</b>	<b>1006120</b>	<b>1242</b>	<b>406862</b>	<b>991</b>	<b>58123</b>



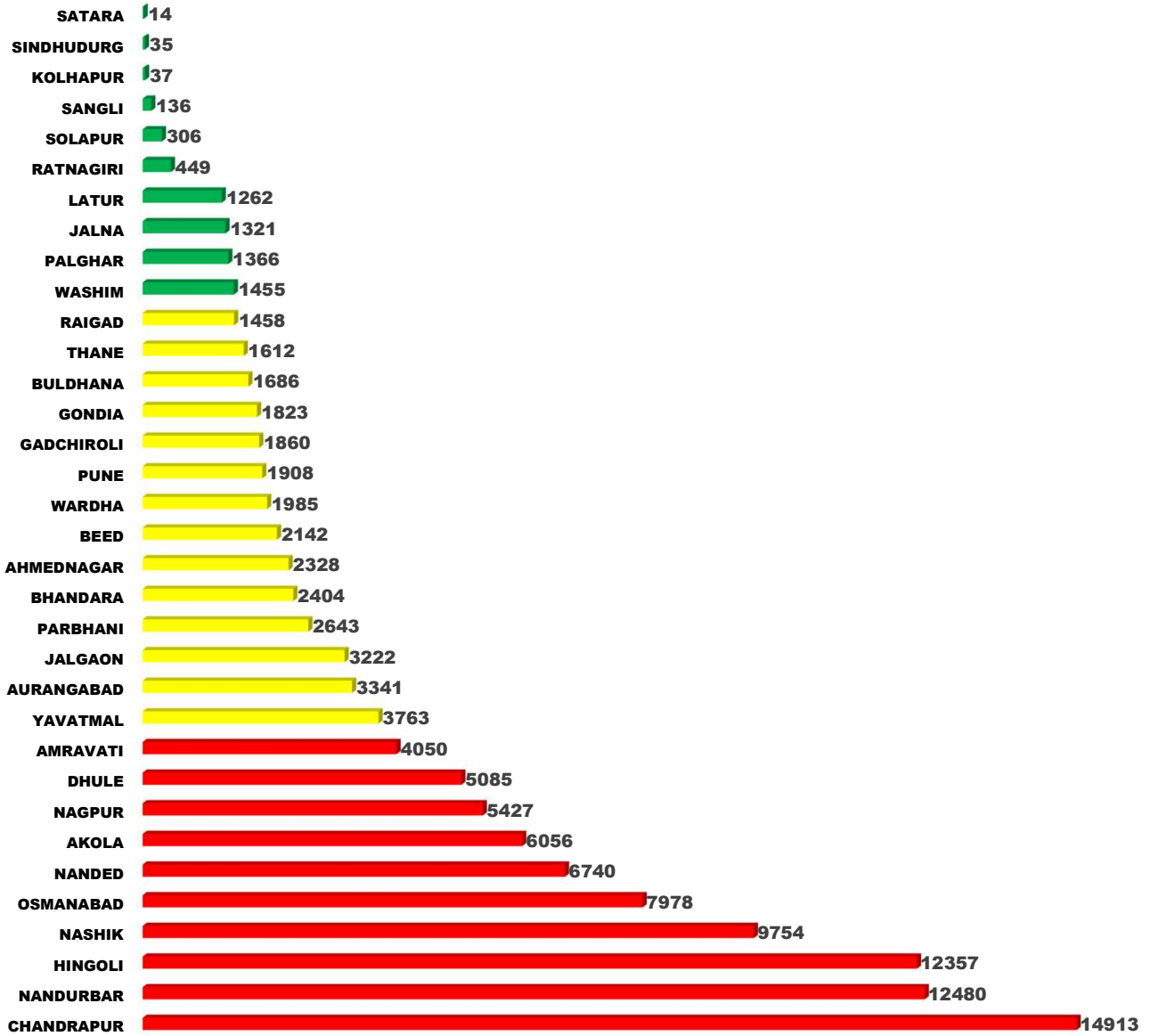
प्रधानमंत्री आवास योजना ग्रामीण - पूर्ण घरकूले

Sr. No.	District	Sanction	23.03.2023	24.03.2023	Daily Achievement	Remaining	Avg. Completed Per Day From 20.11.22 to Today	To be Completed in Per Day till 31.03.23
1	NASHIK	89689	74064	74237	173	15452	60	2207
2	JALGAON	79544	56072	56177	105	23367	50	3338
3	AHMEDNAGAR	60764	49926	50026	100	10738	96	1534
4	NANDED	69450	39286	39348	62	30102	49	4300
5	NANDURBAR	118904	90723	90783	60	28121	41	4017
6	GONDIA	96102	85212	85268	56	10834	62	1548
7	RATNAGIRI	9913	7900	7956	56	1957	14	280
8	PALGHAR	35168	27626	27680	54	7488	22	1070
9	GADCHIROLI	31588	23128	23180	52	8408	28	1201
10	YAVATMAL	65217	40601	40649	48	24568	58	3510
11	AMRAVATI	95502	68589	68635	46	26867	57	3838
12	PARBHANI	19082	8054	8097	43	10985	16	1569
13	BULDHANA	44724	25140	25180	40	19544	34	2792
14	DHULE	64890	49526	49563	37	15327	53	2190
15	CHANDRAPUR	43089	31090	31123	33	11966	39	1709
16	LATUR	20616	11073	11104	31	9512	21	1359
17	SOLAPUR	49584	32608	32637	29	16947	22	2421
18	BEED	35264	19256	19284	28	15980	25	2283
19	AURANGABAD	36636	23132	23159	27	13477	32	1925
20	WASHIM	20390	10554	10579	25	9811	21	1402
21	AKOLA	48775	36076	36095	19	12680	24	1811
22	SATARA	15426	10925	10944	19	4482	13	640
23	BHANDARA	65090	48073	48089	16	17001	33	2429
24	JALNA	24044	13688	13703	15	10341	26	1477
25	WARDHA	18621	13885	13899	14	4722	11	675
26	OSMANABAD	14364	6804	6816	12	7548	16	1078
27	HINGOLI	18083	11057	11067	10	7016	17	1002
28	SANGLI	22071	14870	14878	8	7193	11	1028
29	RAIGAD	9832	8573	8580	7	1252	4	179
30	NAGPUR	37187	29367	29373	6	7814	12	1116
31	KOLHAPUR	17765	13103	13108	5	4657	8	665
32	PUNE	20862	13855	13858	3	7004	10	1001
33	SINDHUDURG	5148	4130	4133	3	1015	4	145
34	THANE	9598	6912	6912	0	2686	3	384
Total		1412982	1004878	1006120	1242	406862	991	58123

राज्यपुरस्कृत आवास योजना ग्रामीण - मंजूरी

Sr. No.	Division	Target	23.03.2023	24.03.2023	Daily Achievement	Remaining
1	AURANGABAD DIV.	199331	161296	161547	257	37784
2	NAGPUR DIV.	116255	87813	87843	107	28412
3	PUNE DIV.	65334	62910	62933	23	2401
4	AMRAVATI DIV.	109702	92669	92692	23	17010
5	NASHIK DIV.	141360	108479	108491	12	32869
6	KONKAN DIV.	34729	29800	29809	10	4920
	<b>Total</b>	<b>666711</b>	<b>542967</b>	<b>543315</b>	<b>432</b>	<b>123396</b>

State Scheme Remaining Sanction



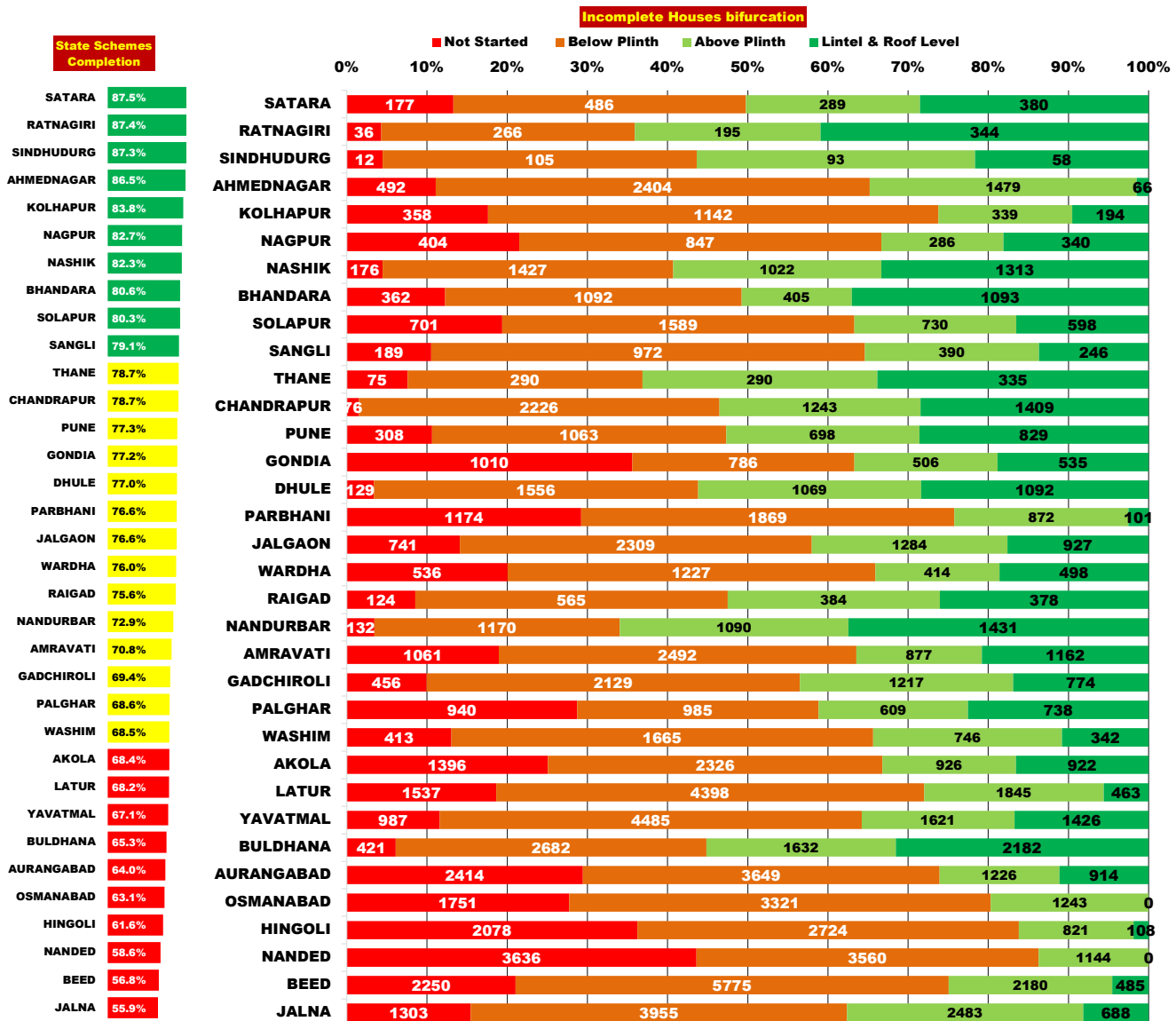
राज्यपुरस्कृत आवास योजना ग्रामीण - मंजूरी

Sr. No.	District	Target	23.03.2023	24.03.2023	Daily_Achievement	Remaining
1	AURANGABAD	26141	22661	22800	139	3341
2	NAGPUR	16291	10778	10864	86	5427
3	PARBHANI	19784	17090	17141	51	2643
4	HINGOLI	27298	14899	14941	42	12357
5	WARDHA	13147	11141	11162	21	1985
6	PUNE	14672	12748	12764	16	1908
7	AMRAVATI	23224	19159	19174	15	4050
8	JALGAON	25659	22425	22437	12	3222
9	LATUR	27171	25897	25909	12	1262
10	NANDED	26760	20008	20020	12	6740
11	RAIGAD	7406	5938	5948	10	1458
12	BULDHANA	21616	19922	19930	8	1686
13	SOLAPUR	18718	18406	18412	6	306
14	BEED	26878	24735	24736	1	2142
15	SANGLI	8732	8595	8596	1	136
16	AHMEDNAGAR	35298	32970	32970	0	2328
17	AKOLA	23681	17625	17625	0	6056
18	BHANDARA	17590	15186	15186	0	2404
19	CHANDRAPUR	38147	23234	23234	0	14913
20	DHULE	21790	16705	16705	0	5085
21	GADCHIROLI	16834	14974	14974	0	1860
22	JALNA	20446	19125	19125	0	1321
23	KOLHAPUR	12565	12528	12528	0	37
24	NANDURBAR	26578	14098	14098	0	12480
25	NASHIK	32035	22281	22281	0	9754
26	PALGHAR	11792	10426	10426	0	1366
27	SATARA	10647	10633	10633	0	14
28	SINDHUDURG	2141	2106	2106	0	35
29	THANE	6264	4652	4652	0	1612
30	WASHIM	11500	10045	10045	0	1455
31	YAVATMAL	29681	25918	25918	0	3763
32	RATNAGIRI	7126	6678	6677	-1	449
33	OSMANABAD	24853	16881	16875	-6	7978
34	GONDIA	14246	12500	12423	-77	1823
<b>Total</b>		<b>666711</b>	<b>542967</b>	<b>543315</b>	<b>432</b>	<b>123396</b>



## राज्यपुरस्कृत आवास योजना ग्रामीण - पूर्ण घरकूले

Sr. No.	Division	Sanction	23.03.2023	24.03.2023	Daily Achievement	Remaining	Avg. Completed Per Day From 20.11.22 to Today	To be Completed in Per Day till 31.03.23
1	NASHIK DIV.	108491	87044	87182	138	21309	74	3044
2	AURANGABAD DIV.	161547	101632	101721	89	59826	94	8547
3	NAGPUR DIV.	87843	67894	67972	78	19871	44	2839
4	AMRAVATI DIV.	92692	62861	62928	67	29764	54	4252
5	PUNE DIV.	62933	51221	51255	34	11678	26	1668
6	KONKAN DIV.	29809	22969	22987	18	6822	13	975
<b>Total</b>		<b>543315</b>	<b>393621</b>	<b>394045</b>	<b>424</b>	<b>149270</b>	<b>304</b>	<b>21324</b>



राज्यपुरस्कृत आवास योजना ग्रामीण - पूर्ण घरकूले

Sr. No.	District	Sanction	23.03.2023	24.03.2023	Daily Achievement	Remaining	Avg. Completed Per Day From 20.11.22 to Today	To be Completed in Per Day till 31.03.23
1	NASHIK	22281	18300	18343	43	3938	13	563
2	JALGAON	22437	17138	17176	38	5261	11	752
3	AHMEDNAGAR	32970	28494	28529	35	4441	31	634
4	BEED	24736	14017	14046	29	10690	14	1527
5	GADCHIROLI	14974	10371	10398	27	4576	9	654
6	BULDHANA	19930	12987	13013	26	6917	16	988
7	LATUR	25909	17641	17666	25	8243	12	1178
8	GONDIA	12423	9564	9586	22	2837	8	405
9	SOLAPUR	18412	14775	14794	19	3618	8	517
10	WARDHA	11162	8471	8487	16	2675	7	382
11	AMRAVATI	19174	13568	13582	14	5592	9	799
12	JALNA	19125	10683	10696	13	8429	28	1204
13	NANDURBAR	14098	10262	10275	13	3823	7	546
14	AKOLA	17625	12044	12055	11	5570	9	796
15	YAVATMAL	25918	17389	17399	10	8519	13	1217
16	DHULE	16705	12850	12859	9	3846	11	549
17	RAIGAD	5948	4488	4497	9	1451	3	207
18	AURANGABAD	22800	14589	14597	8	8203	8	1172
19	RATNAGIRI	6677	5830	5836	6	841	2	120
20	WASHIM	10045	6873	6879	6	3166	7	452
21	HINGOLI	14941	9205	9210	5	5731	6	819
22	NAGPUR	10864	8982	8987	5	1877	3	268
23	NANDED	20020	11721	11726	5	8294	9	1185
24	PARBHANI	17141	13120	13125	5	4016	4	574
25	SANGLI	8596	6794	6799	5	1797	4	257
26	BHANDARA	15186	12230	12234	4	2952	4	422
27	CHANDRAPUR	23234	18276	18280	4	4954	14	708
28	SATARA	10633	9297	9301	4	1332	5	190
29	KOLHAPUR	12528	10492	10495	3	2033	3	290
30	PUNE	12764	9863	9866	3	2898	6	414
31	SINDHUDURG	2106	1836	1838	2	268	1	38
32	PALGHAR	10426	7153	7154	1	3272	6	467
33	THANE	4652	3662	3662	0	990	2	141
34	OSMANABAD	16875	10656	10655	-1	6220	12	889
<b>Total</b>		<b>543315</b>	<b>393621</b>	<b>394045</b>	<b>424</b>	<b>149270</b>	<b>304</b>	<b>21324</b>

प्रधानमंत्री आवास योजना ग्रामीण - हप्ते वितरण

Sr. No.	Division	1st Installment (Daily Achivement)	1st Installment Remaining	2nd Installment (Daily Achivement)	2nd Installment Remaining	3rd Installment (Daily Achivement)	3rd Installment Remaining
1	NASHIK DIV.	0	13719	0	44889	0	23563
2	AMRAVATI DIV.	0	35400	0	38602	0	13930
3	AURANGABAD DIV.	0	26072	0	62987	0	18343
4	NAGPUR DIV.	0	12857	0	28517	0	13379
5	KONKAN DIV.	0	831	0	5158	0	5227
6	PUNE DIV.	0	13107	0	19080	0	6457
	<b>Total</b>	<b>0</b>	<b>101986</b>	<b>0</b>	<b>199233</b>	<b>0</b>	<b>80899</b>

PMAY-G 1st Ins Pending

SINDHUDURG	7
RAIGAD	35
RATNAGIRI	125
THANE	125
GADCHIROLI	488
PALGHAR	539
KOLHAPUR	722
SANGLI	1096
SATARA	1124
DHULE	1495
PARBHANI	1649
NASHIK	1711
WARDHA	1829
GONDIA	1943
NANDURBAR	2072
HINGOLI	2262
JALNA	2325
NAGPUR	2344
PUNE	2725
CHANDRAPUR	2781
LATUR	3026
AURANGABAD	3307
AHMEDNAGAR	3320
BHANDARA	3472
OSMANABAD	3510
WASHIM	3523
BEED	4161
YAVATMAL	4846
AKOLA	4881
JALGAON	5121
NANDED	5832
SOLAPUR	7440
BULDHANA	9282
AMRAVATI	12868

PMAY-G 2nd Ins Pending

SINDHUDURG	491
RAIGAD	621
RATNAGIRI	683
THANE	995
SATARA	1834
WARDHA	1882
PALGHAR	2368
PUNE	2629
KOLHAPUR	3271
GADCHIROLI	3520
OSMANABAD	3811
NAGPUR	3816
HINGOLI	3849
AHMEDNAGAR	4559
SANGLI	4603
WASHIM	4699
LATUR	5198
AKOLA	5417
CHANDRAPUR	6060
JALNA	6131
GONDIA	6267
SOLAPUR	6743
AURANGABAD	6763
BHANDARA	6972
BULDHANA	6993
NASHIK	7224
PARBHANI	7579
DHULE	7653
BEED	9196
AMRAVATI	9753
YAVATMAL	11740
NANDURBAR	11762
JALGAON	13691
NANDED	20460

PMAY-G 3rd Ins Pending

SINDHUDURG	404
RAIGAD	438
WARDHA	617
RATNAGIRI	645
KOLHAPUR	832
THANE	840
OSMANABAD	955
NAGPUR	956
PUNE	991
SATARA	1013
HINGOLI	1140
SANGLI	1407
LATUR	1497
WASHIM	1738
AKOLA	1817
PARBHANI	1942
JALNA	2063
SOLAPUR	2214
BULDHANA	2482
BHANDARA	2527
AURANGABAD	2579
GADCHIROLI	2671
PALGHAR	2900
CHANDRAPUR	2999
AMRAVATI	3012
BEED	3113
GONDIA	3609
DHULE	3898
NASHIK	4002
AHMEDNAGAR	4055
JALGAON	4141
YAVATMAL	4881
NANDED	5054
NANDURBAR	7467

प्रधानमंत्री आवास योजना ग्रामीण - हप्ते वितरण

Sr. No.	District	1st Installment (Daily Achivement)	1st Installment Remaining	2nd Installment (Daily Achivement)	2nd Installment Remaining	3rd Installment (Daily Achivement)	3rd Installment Remaining
1	AHMEDNAGAR	0	3320	0	4559	0	4055
2	AKOLA	0	4881	0	5417	0	1817
3	AMRAVATI	0	12868	0	9753	0	3012
4	AURANGABAD	0	3307	0	6763	0	2579
5	BEED	0	4161	0	9196	0	3113
6	BHANDARA	0	3472	0	6972	0	2527
7	BULDHANA	0	9282	0	6993	0	2482
8	CHANDRAPUR	0	2781	0	6060	0	2999
9	DHULE	0	1495	0	7653	0	3898
10	GADCHIROLI	0	488	0	3520	0	2671
11	GONDIA	0	1943	0	6267	0	3609
12	HINGOLI	0	2262	0	3849	0	1140
13	JALGAON	0	5121	0	13691	0	4141
14	JALNA	0	2325	0	6131	0	2063
15	KOLHAPUR	0	722	0	3271	0	832
16	LATUR	0	3026	0	5198	0	1497
17	NAGPUR	0	2344	0	3816	0	956
18	NANDED	0	5832	0	20460	0	5054
19	NANDURBAR	0	2072	0	11762	0	7467
20	NASHIK	0	1711	0	7224	0	4002
21	OSMANABAD	0	3510	0	3811	0	955
22	PALGHAR	0	539	0	2368	0	2900
23	PARBHANI	0	1649	0	7579	0	1942
24	PUNE	0	2725	0	2629	0	991
25	RAIGAD	0	35	0	621	0	438
26	SANGLI	0	1096	0	4603	0	1407
27	SATARA	0	1124	0	1834	0	1013
28	SINDHUDURG	0	7	0	491	0	404
29	SOLAPUR	0	7440	0	6743	0	2214
30	THANE	0	125	0	995	0	840
31	WARDHA	0	1829	0	1882	0	617
32	WASHIM	0	3523	0	4699	0	1738
33	YAVATMAL	0	4846	0	11740	0	4881
34	RATNAGIRI	-9	125	0	683	0	645
	<b>Total</b>	<b>0</b>	<b>101986</b>	<b>0</b>	<b>199233</b>	<b>0</b>	<b>80899</b>

राज्यपुरस्कृत आवास योजना ग्रामीण - हप्ते वितरण

Sr. No.	Division	1st Installment (Daily Achivement)	1st Installment Remaining	2nd Installment (Daily Achivement)	2nd Installment Remaining	3rd Installment (Daily Achivement)	3rd Installment Remaining
1	AURANGABAD DIV.	183	16143	112	29251	91	11814
2	NAGPUR DIV.	156	2844	26	8307	19	4071
3	NASHIK DIV.	7	1670	54	8866	50	5944
4	AMRAVATI DIV.	41	4278	22	13650	19	5802
5	KONKAN DIV.	2	1187	43	2211	33	1571
6	PUNE DIV.	6	1733	5	5252	6	2446
	<b>Total</b>	<b>395</b>	<b>27855</b>	<b>262</b>	<b>67537</b>	<b>218</b>	<b>31648</b>

State Schemes 1st Ins Pending

SINDHUDURG	12
RATNAGIRI	36
THANE	75
CHANDRAPUR	76
RAIGAD	124
DHULE	129
NANDURBAR	132
NASHIK	176
SATARA	177
SANGLI	189
PUNE	308
KOLHAPUR	358
BHANDARA	362
NAGPUR	404
WASHIM	413
BULDHANA	421
GADCHIROLI	456
AHMEDNAGAR	492
WARDHA	536
SOLAPUR	701
JALGAON	741
PALGHAR	940
YAVATMAL	987
GONDIA	1010
AMRAVATI	1061
PARBHANI	1174
JALNA	1303
AKOLA	1396
LATUR	1537
OSMANABAD	1751
HINGOLI	2078
BEED	2250
AURANGABAD	2414
NANDED	3636

State Schemes 2nd Ins Pending

SINDHUDURG	105
RATNAGIRI	266
THANE	290
SATARA	486
RAIGAD	565
GONDIA	786
NAGPUR	847
SANGLI	972
PALGHAR	985
PUNE	1063
BHANDARA	1092
KOLHAPUR	1142
NANDURBAR	1170
WARDHA	1227
NASHIK	1427
DHULE	1556
SOLAPUR	1589
WASHIM	1665
PARBHANI	1869
GADCHIROLI	2129
CHANDRAPUR	2226
JALGAON	2309
AKOLA	2326
AHMEDNAGAR	2404
AMRAVATI	2492
BULDHANA	2682
HINGOLI	2724
OSMANABAD	3321
NANDED	3560
AURANGABAD	3649
JALNA	3955
LATUR	4398
YAVATMAL	4485
BEED	5775

State Schemes 3rd Ins Pending

SINDHUDURG	93
RATNAGIRI	195
NAGPUR	286
SATARA	289
THANE	290
KOLHAPUR	339
RAIGAD	384
SANGLI	390
BHANDARA	405
WARDHA	414
GONDIA	506
PALGHAR	609
PUNE	698
SOLAPUR	730
WASHIM	746
HINGOLI	821
PARBHANI	872
AMRAVATI	877
AKOLA	926
NASHIK	1022
DHULE	1069
NANDURBAR	1090
NANDED	1144
GADCHIROLI	1217
AURANGABAD	1226
CHANDRAPUR	1243
OSMANABAD	1243
JALGAON	1284
AHMEDNAGAR	1479
YAVATMAL	1621
BULDHANA	1632
LATUR	1845
BEED	2180
JALNA	2483

राज्यपुरस्कृत आवास योजना ग्रामीण -हप्ते वितरण

Sr. No.	District	1st Installment (Daily Achievement)	1st Installment Remaining	2nd Installment (Daily Achievement)	2nd Installment Remaining	3rd Installment (Daily Achievement)	3rd Installment Remaining
1	WARDHA	151	536	16	1227	9	414
2	AURANGABAD	68	2414	58	3649	35	1226
3	LATUR	53	1537	30	4398	21	1845
4	DHULE	7	129	46	1556	41	1069
5	NANDED	34	3636	18	3560	14	1144
6	JALNA	17	1303	11	3955	25	2483
7	AMRAVATI	39	1061	4	2492	2	877
8	PALGHAR	0	940	24	985	18	609
9	THANE	2	75	19	290	15	290
10	YAVATMAL	2	987	12	4485	8	1621
11	SOLAPUR	6	701	5	1589	5	730
12	BULDHANA	0	421	6	2682	9	1632
13	AHMEDNAGAR	0	492	6	2404	7	1479
14	GONDIA	3	1010	5	786	5	506
15	HINGOLI	11	2078	0	2724	1	821
16	NAGPUR	2	404	5	847	4	286
17	NASHIK	0	176	2	1427	2	1022
18	CHANDRAPUR	0	76	0	2226	1	1243
19	KOLHAPUR	0	358	0	1142	1	339
20	AKOLA	0	1396	0	2326	0	926
21	BEED	0	2250	0	5775	0	2180
22	BHANDARA	0	362	0	1092	0	405
23	GADCHIROLI	0	456	0	2129	0	1217
24	JALGAON	0	741	0	2309	0	1284
25	NANDURBAR	0	132	0	1170	0	1090
26	PARBHANI	0	1174	0	1869	0	872
27	PUNE	0	308	0	1063	0	698
28	RAIGAD	0	124	0	565	0	384
29	SANGLI	0	189	0	972	0	390
30	SATARA	0	177	0	486	0	289
31	SINDHUDURG	0	12	0	105	0	93
32	WASHIM	0	413	0	1665	0	746
33	RATNAGIRI	-2	36	0	266	0	195
34	OSMANABAD	-6	1751	-5	3321	-5	1243
	<b>Total</b>	<b>395</b>	<b>27855</b>	<b>267</b>	<b>67537</b>	<b>223</b>	<b>31648</b>